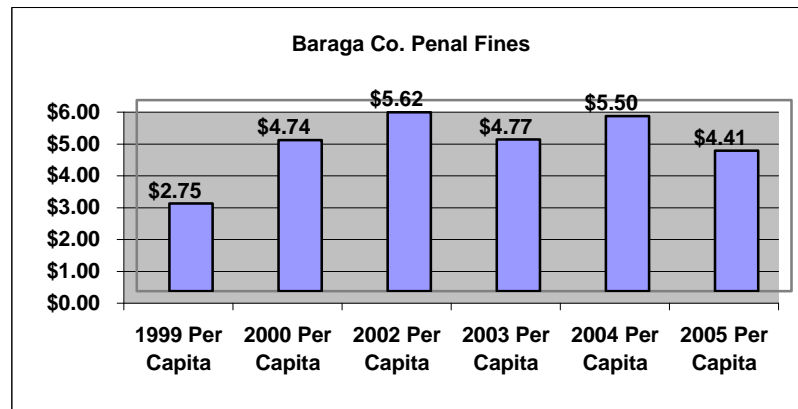
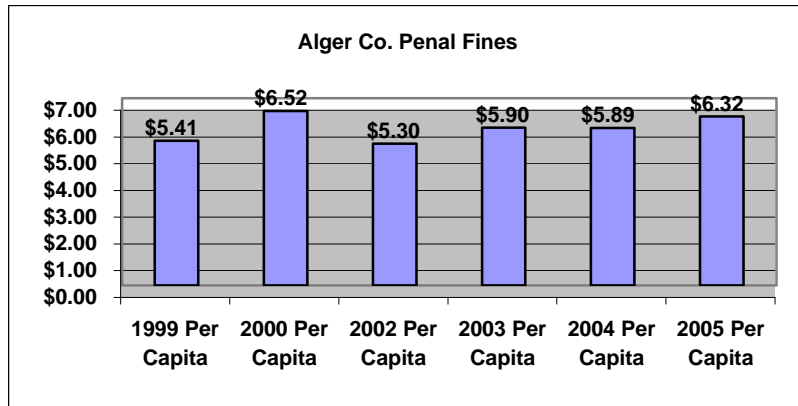


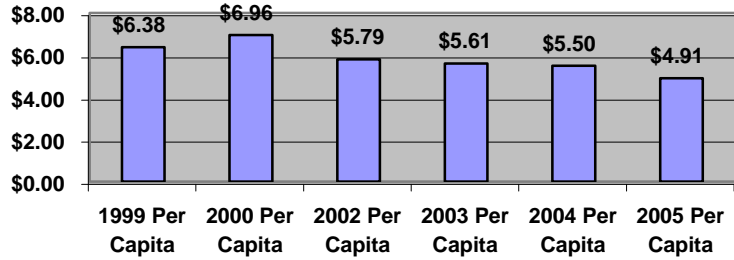
### Penal Fine Historical Trends - Superiorland Library Cooperative

COUNTY	1999 Per Capita	2000 Per Capita	2002 Per Capita	2003 Per Capita	2004 Per Capita	2005 Per Capita	Average
Alger	\$5.41	\$6.52	\$5.30	\$5.90	\$5.89	\$6.32	\$5.89
Baraga	\$2.75	\$4.74	\$5.62	\$4.77	\$5.50	\$4.41	\$4.63
Chippewa	\$5.64	\$5.58	\$5.11	\$5.24	\$4.87	\$5.35	\$5.30
Delta	\$6.38	\$6.96	\$5.79	\$5.61	\$5.50	\$4.91	\$5.86
Dickinson	\$5.65	\$4.76	\$5.41	\$5.24	\$5.75	\$6.23	\$5.51
Gogebic	\$5.94	\$5.67	\$5.36	\$6.41	\$7.14	\$7.99	\$6.42
Houghton	\$2.11	\$2.26	\$2.16	\$2.07	\$1.65	\$1.50	\$1.96
Iron	\$5.40	\$4.84	\$5.27	\$4.83	\$4.98	\$5.20	\$5.09
Keweenaw	\$1.14	\$1.54	\$0.58	\$0.66	\$1.33	\$0.86	\$1.02
Luce	\$4.94	\$5.71	\$5.02	\$7.22	\$4.95	\$4.41	\$5.38
Mackinac	\$17.13	\$21.07	\$15.37	\$12.51	\$12.03	\$12.68	\$15.13
Marquette	\$2.07	\$2.60	\$2.65	\$2.74	\$2.94	\$2.74	\$2.62
Menominee	\$7.32	\$7.25	\$8.16	\$6.26	\$6.59	\$5.29	\$6.81
Ontonagon	\$7.43	\$6.21	\$6.49	\$8.53	\$7.00	\$5.02	\$6.78
Schoolcraft	\$5.18	\$6.50	\$5.22	\$5.62	\$7.01	\$9.05	\$6.43
<b>Average</b>	<b>\$5.63</b>	<b>\$6.15</b>	<b>\$5.57</b>	<b>\$5.57</b>	<b>\$5.54</b>	<b>\$5.46</b>	

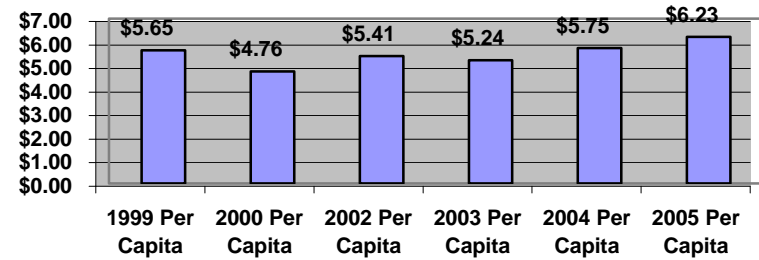
Range: \$0.86 to \$12.68 per capita.



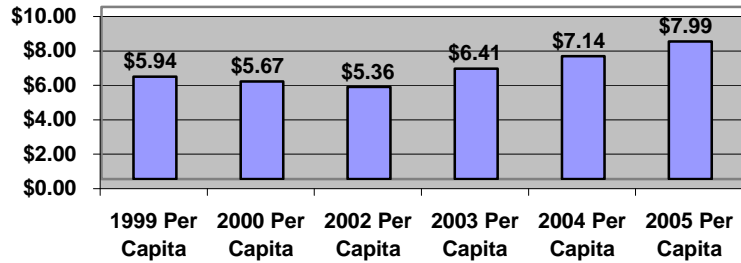
Delta Co. Penal Fines



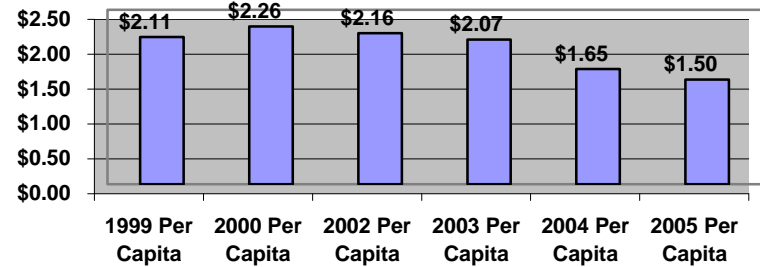
Dickinson Co. Penal Fines



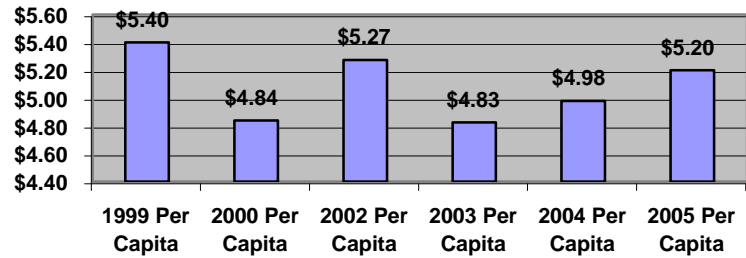
Gogebic Co. Penal Fines



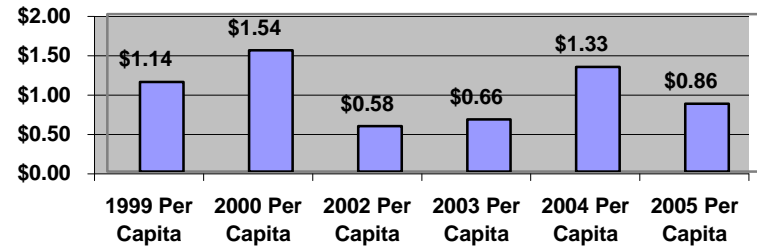
Houghton Co. Penal Fines



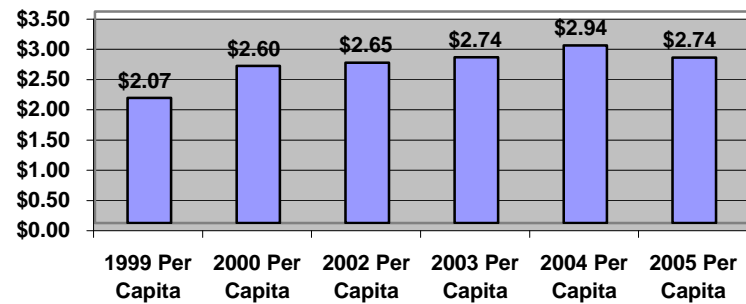
**Iron Co. Penal Fines**



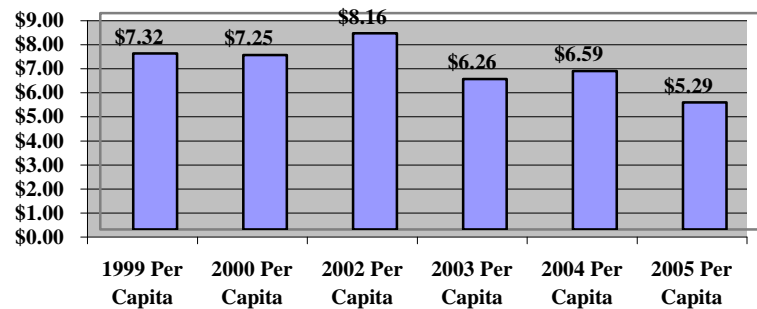
**Keweenaw Co. Penal Fines**



**Marquette Co. Penal Fines**



**Menominee Co. Penal Fines**



**Ontonagon Co. Penal Fines**

